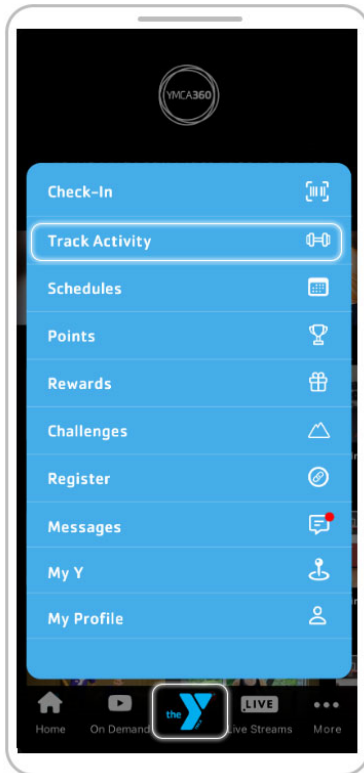


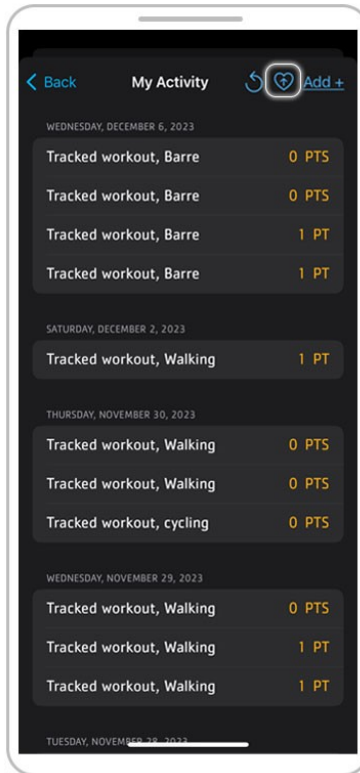


# YMCA360 MOBILE APP


## How to Connect a Wearable/Device



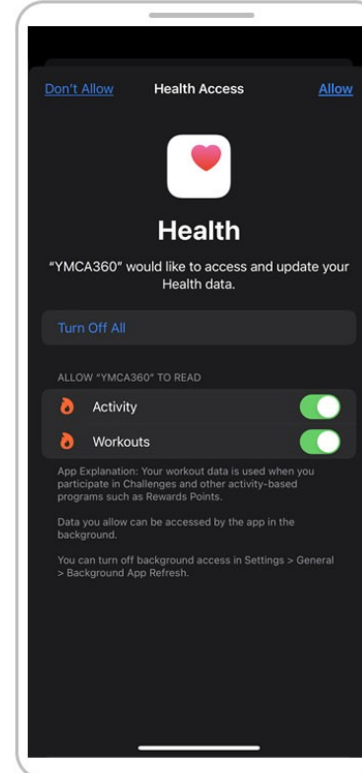
Click "Track Activity" in the "Y" logo menu.



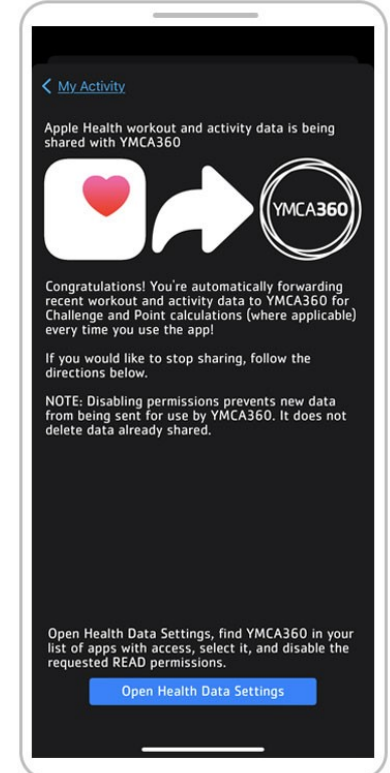
Click the heart icon in the upper right-hand corner of the My Activity page.



Read the information and if you want to proceed, click on the blue button to grant access.



Toggle what information you want to allow YMCA360 to share with your health app.



Once successfully synced and you can edit the access any time by clicking the blue button.

### DOWNLOAD THE APP

Download for iOS and Android.



Apple Store



Google Play



FOR YOUTH DEVELOPMENT®  
FOR HEALTHY LIVING  
FOR SOCIAL RESPONSIBILITY